



LOCKERS

SOLID · INDIVIDUAL
VARIABLE





CONTENT

PRIVACY SOLUTIONS	4
LASER EDGE BAND	5
PANEL MATERIAL	6
COLOUR RANGE	7
LOCKERS 19 TS	8 - 9
LOCKERS 13 BS	10 - 11
STAFF LOCKERS	12 - 13
WARDROBE LOCKERS	14 - 17
ACCESSORIES	18 - 19
EXAMPLES	20 - 21
TECHNICAL DETAILS	22 - 23



PRIVACY SOLUTIONS

Products from meta

meta offers numerous solutions with multiple versions, to create your privacy.
We provide suitable solutions for all requirements.

We are the close and reliable partner to architects, planners, craftsmen and building authorities.



Quality

Our products meet your requirements.
Quality made in Germany.



Price/Service

We know that the price-performance relationship must be right and offer fair prices.



Innovation

We enjoy trying new things and are open-minded about changes.



Speed

We are fast. Your order can usually be produced within hours.



Delivery reliability

We don't let you down. We guarantee delivery on time.



Sustainability

We practice sustainable waste management and use environmentally friendly energy.



Technology

Our production works with the latest technology. This guarantees precision and a reliable high quality.



Assembly

Assembly is carried out by trained fitters. Customers may also choose self-installation with detailed installation manuals.

HIGHLIGHTS

- Perfect look
- More resistant than conventional edges
- Welded by high performance laser without traditional hot melt
- Increased bonding results
- No gap between edgeband and panel
- Meets highest quality requirements
- Applicable for 19 TS only



LASER EDGEBAND

The perfect finish

Laser technology means first-class bonding results with a quality never reached before. The surface of the edging is melted with a laserbeam and pressed directly to the panel.

The result:

Edges of highest quality.



Perfect transition
from edgeband to panel.

PANEL MATERIALS

Wet & dry

Our locker range offers a broad application range: whether wardrobe lockers, staff lockers or valuables lockers.

You have the choice between different types for wet or dry areas, which are manufacture individually according to your requirements.

DRY AREA TS

- Made of 19 mm chipboard coated with textured melamine resin on both sides
- Visible edges with laser edgeband
- Suitable for normal use in dry areas



WET AREA BS

- Made of 13 mm HPL-panels
- Suitable for highest demands in wet areas

COLOUR RANGE


The carcass is always manufactured in white for all wardrobe types.

Standard and special colors are possible for the following parts:

19TS: Doors and side panels

13 BS: Doors and decorative side panels

PANELS STANDARD COLOURS




Delivery time 4 weeks.

PANELS SPECIAL COLOURS with surcharge. Delivery time about 10 weeks.



PROFILES AND ACCESSORIES STANDARD COLOURS



For technical reasons there might be a difference between RAL-colours and panel colours.


Due to technical printing reasons colours may differ from originals.

LOCKERS 19 TS

Dry area



THE PERFECT WARDROBE OR STAFF LOCKER



HIGHLIGHTS WITHOUT EXTRA COST

- Heavy duty hinges with automatic door closer
- Cylinder lock with master key
- Visible edges with laser edgeband
- Inspected by the TÜV



STANDARDS



Cylinder lock
with master key



Heavy duty hinge



Triple hook
turnable



Laser edgeband

LOCKERS 13 BS

Wet area



**SOLID CONSTRUCTION WITH
ALUMINIUM DOOR STOP PROFILES**



HIGHLIGHTS WITHOUT EXTRA COST

- Concealed 110° stainless steel hinges
- Cylinder lock with master key
- 12 panel colours
- 8 colours for aluminium profiles
- Inspected by the TÜV



STANDARDS



Cylinder lock
with master key



Stainless steel hinge



Triple turnable hook



Door stop profile

STAFF LOCKERS

Solutions for every requirement

We offer our lockers in numerous versions: with or without compartments and shelves, with several different plinth options and protruding benches.

You can choose from several variants, where you will surely find your favorite.

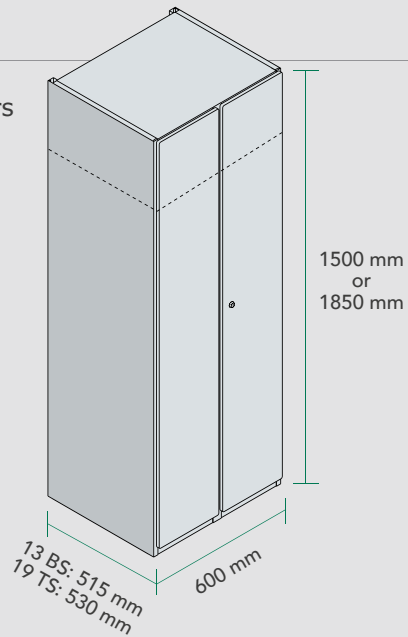
19 TS DRY AREA



13 BS WET AREA

PS600


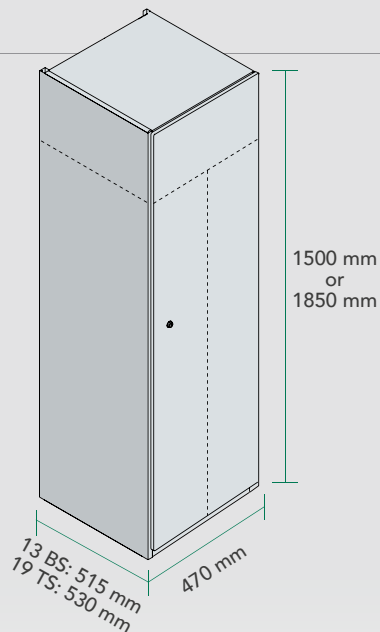
Double-sided locker with 2 doors and one lock.
Partition wall to separate workwear and streetwear.
One shelf and one triple hook per locker.



Example PS600-3

PS470

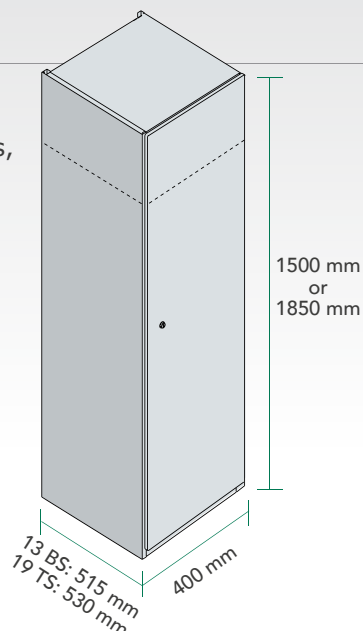
With one door, shelf and movable partition wall to separate workwear and streetwear, two triple-hooks.



Example PS470-3

PS400

With one door and shelf, suitable for motorcycle helmets, and one triple-hook



Example PS400-3

WARDROBE LOCKERS

Various possibilities

Lockers with up to 5 compartments, valuables lockers or Z-lockers are part of our standard range. If any of our standard lockers doesn't match your

requirements we will be pleased to manufacture them according to your design. Just contact us.

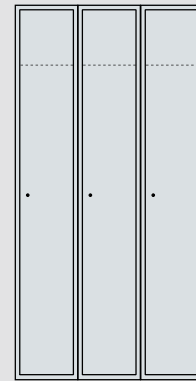
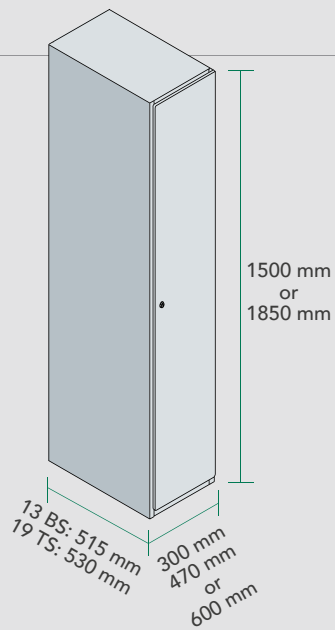
19 TS DRY AREA



13 BS WET AREA

GS1


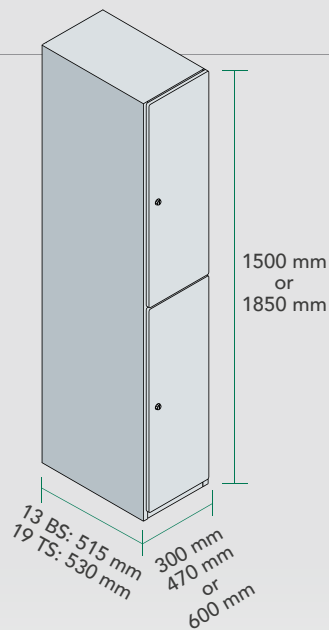
One shelf and one triple hook.



Example GS1-3

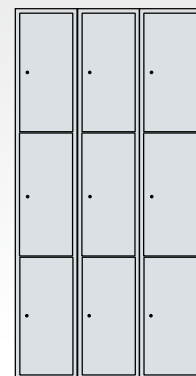
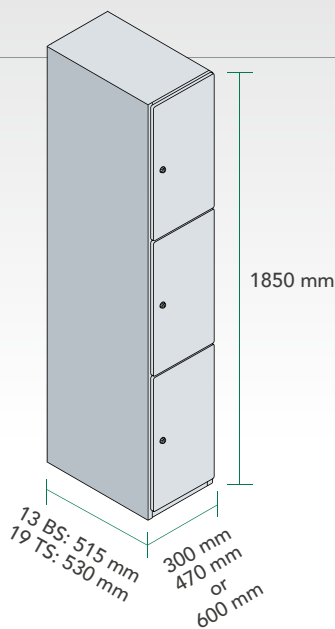
GS2

Each compartment with triple hook.



Example GS2-3

GS3



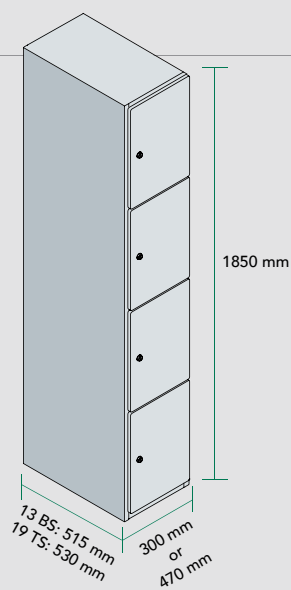
Example GS3-3



VALUABLES LOCKERS


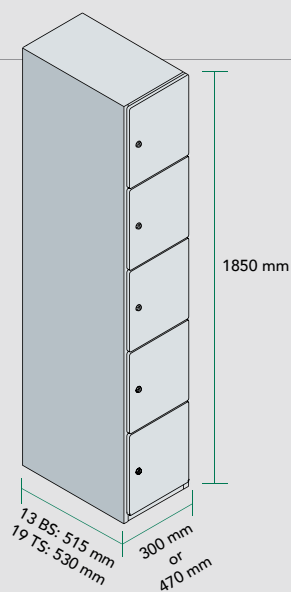
Only available for 13 BS

GS4



Example GS4-3

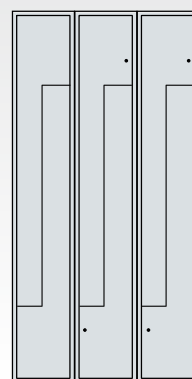
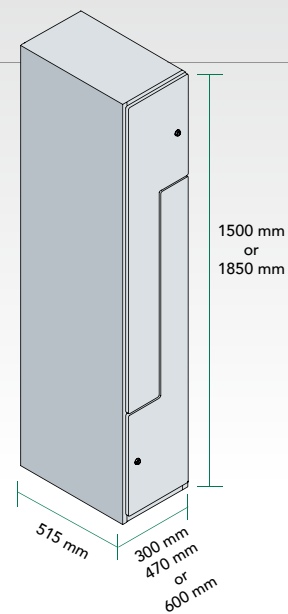
GS5



Example GS5-3

GS9

Only available for 13 BS.



Example GS9-3

Individual sizes are possible on request for all versions.

LOTS OF OPTIONAL EXTRAS

Accessories, number plates & lock systems

We offer a wide range of extras.

You have the choice between various accessories or alternative lock systems.

ACCESSORIES




Coat hanger with or without net

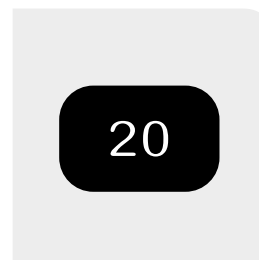


Key bracelet

NUMBER PLATES



for cylinder lock, adhesive
52 x 73 mm or 52 x 36 mm



LOCK SYSTEMS (Delivery time 6 weeks)



Hooks for clothes rail



Aluminium ventilation grille (only for BS)



RFID-lock Basic



RFID-lock Advance

COIN LOCK




meta coin lock



Number lock in 3 colour combinations



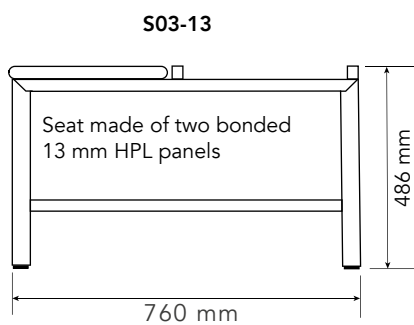
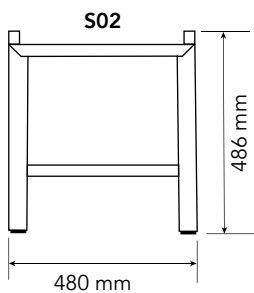
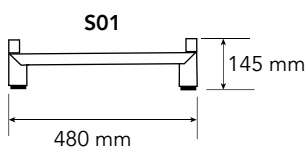
Slam lock



Safety bolt



PLINTH VARIANTS



Facing with panels



Bricked plinth



Facing with panels
and protruding
bench



Bricked plinth with
protruding bench

All plinths also available in double width for back-to-back wardrobes and with shoe rack.

EXAMPLES

Our lockers design rooms

Whether swimming pools, industrial companies, medical practices or public administrations, for every range of application you will find the right locker with us.

Whichever version you choose – all our products are robust, durable and can be easily cleaned.

GS2

- 13 BS
- Plinth S03 with protruding bench
- Grey profile
- Grey panels



GS1

- 13 BS
- Plinth S01
- Aluminium anodized profiles
- Graphite panels



GS9

- 13 BS
- Suspended protruding bench with shoe rack
- Aluminium anodized profiles
- White and ultramarine panels

GS2


- 13 BS
- Bricked plinth with protruding bench
- Aluminium anodized profiles
- Ruby red panels



GS1

- 19 TS
- Plinth with facing
- Grey panels





TESTED BY GERMAN TÜV

Safety is our top priority

Our cubicles and lockers are inspected by TÜV and allow us to issue the GS mark for tested safety.

This ensures that our products meet the quality and safety standards of the German Product Safety Act.



TECHNICAL DETAILS

TECHNICAL DETAILS 19 TS

Carcass

All components are made in 19 mm wall thickness, the rear walls in 10 mm thickness. The chipboards are textured with melamine resin on both sides. They are highly resistant to impact, abrasion and scratching. The visible panels and edges are available in all decors, all non-visible panel elements only in white.

All visible edges seamlessly coated with laser edgeband. Corners and edges are round with a radius of 3 mm.

Hinges

Lockers 01 and PS have three, all other types two heavy-duty hinges per door.

Alternatively all types can be equipped with a self-closing mechanism starting at a closing angle of 25°.

TECHNICAL DETAILS 13 BS

Carcass

Walls, tops and bottoms are made of 13 mm water resistant HPL-Panels in white with coarse matt surface on both sides. All visible edges milled and bevelled.

Side- and backwalls are 6 mm, tops and bottoms are 8 mm thick.

Lockers with several sections are divided by 13 mm thick shelves. Special designed aluminium profiles in which the side and back walls are inserted, guarantee highest stability. A round aluminium profile covers the entire front.

Doors

Made of 13 mm water resistant HPL-Panels in white with coarse matt surface on both sides. All edges rounded off in 20 mm radius, all corners in 9 mm radius.

Each door is equipped with stop buffers that ensure silent closing.

The vertical profiles on the front are designed in such a way, that an opening limitation of the door is guaranteed.

Hinges

Stainless steel hinges, concealed fixing, maximum opening 110°. Types 01, 09 and PS with three, all other types with two hinges per door.

ALL PRODUCT INFORMATION ONLINE
WWW.META.DE



www.meta.de



meta Trennwandanlagen GmbH & Co. KG

Metastraße 2 | 56579 Rengsdorf | Germany

Tel.: +49 2634 66-0 | Fax: +49 2634 66-450

info@meta.de

50-01-16

an **ABEO** company